

## **Evaluating an Electrical Method to Monitor the Algae, Bacteria and Clay Contaminated Flood Waters and Industrial Waste Waters**

**C. Vipulanandan Ph.D., P.E.**

Honorable Daniel Wong Endowed Professorship

“**Smart Cement**” Inventor and Text Book

“**Vipulanandan Rheological Model**”

“**Vipulanandan Failure Model**”

**Chief Editor – Advances in Civil Engineering**

Director, Center for Innovative Grouting Material and Technology (CIGMAT)

Director, Texas Hurricane Center for Innovative Technology (THC-IT)

Professor of Civil and Environmental Engineering

University of Houston, Houston, Texas 77204-4003

### **Abstract**

Water management very much depends on the real-time quality monitoring before distribution of drinking water and also treatment of wastewaters. It is also important to monitor the quality of the water and wastewater along the transporting pipelines (also corrosion issues and leaks) and flow channels (erosion of soils) instead of selected points with many probes. Based on the applications and conditions, water and waste waters can be contaminated with algae (organic with life) bacteria (organic with life) and fine clay (inorganic with no life) particles. Also during flooding soil on the surface is eroded and flood waters carry various types of sediments including the clays clogging various manholes and also depositing clays in the ship channels and ports affecting various operations. Also during hydraulic fracking the water will be contaminated with bacteria, algae and very fine clay particles from various formations and impacting the recycling of the fracking fluids. Also industrial wastewaters will also have bacteria, algae and fine clay particles. Also rules and regulations are being updated by the U.S. EPA and other agencies. Hence it is important to develop new technologies to real-time monitoring system for the operations including monitoring the water quality at all levels of supplies, treatment and recycling operations also along the miles long pipelines. A two-probe method that can be easily integrated in the pipelines and also along the flow channels has been developed and the preliminary investigation was on characterizing the bacteria, algae and clay contaminated water and based on the test results and Vipulanandan Impedance Model electrical resistivity and electrical resistance was identified as the critical monitoring parameters for water and waste waters investigated in this study.

### **1. Introduction**

Water (H<sub>2</sub>O) is used in multiple applications for domestic, medical, commercial and industrial operations around the world amounting to over 2.4 trillion gallons per day. Source of fresh water supply includes ground water, rainfalls, reservoirs and rivers. Use of groundwater is leading to ground settlement and countries are limiting its use especially along the coastal regions because of sea level rises.

Water reclamation (also called wastewater reuse or recycling) is the process of converting many types of wastewaters into water that can be reused for other purposes. Reuse may include irrigation of gardens and agricultural fields or replenishing surface water and groundwater (i.e., groundwater recharge) also recycling in industries. Reused water may also be directed toward fulfilling certain needs in residences (e.g. toilet flushing), businesses, and industry, and could even be treated to reach drinking water standards. This last option is called either "direct potable reuse" or "indirect potable" reuse, depending on the approach used.

Reclaiming water for reuse applications instead of using freshwater supplies can be a water-saving measure. When used water is eventually discharged back into natural water sources, it can still have benefits to ecosystems, improving streamflow, nourishing plant life and recharging aquifers, as part of the natural water cycle.

Reusing wastewater as part of sustainable water management allows water to remain as an alternative water source for human activities. This can reduce scarcity and alleviate pressures on groundwater and other natural water bodies. Another potentially positive aspect is the nutrient content in the wastewater, which might reduce the need of other fertilizers.

Drawbacks or risks often mentioned include the content of potentially harmful substances such as bacteria, heavy metals, organic pollutants (including pharmaceuticals, personal care products and pesticides) and fluorides. Irrigation with wastewater can have both positive and negative effects on soil and plants, depending on the composition of the wastewater and on the soil or plant characteristics.

In recent years the rules and regulations are being updated by the U.S. EPA and other agencies and these have to be taken into account. Water/wastewater reuse, as an alternative water source, can provide significant economic, social and environmental benefits, which are key motivators for implementing such reuse programs. Specifically, in agriculture, irrigation with wastewater may contribute to improve production yields, reduce the ecological footprint and promote socioeconomic benefits.

### **1.1 Challenges for implementation of Recycling Wastewaters**

Recycle (reclaimed) water is considered safe when appropriately used. Reclaimed water planned for use in recharging aquifers or augmenting surface water receives adequate and reliable treatment before mixing with naturally occurring water and undergoing natural restoration processes. Some of this water eventually becomes part of drinking water supplies.

A 2005 study titled "Irrigation of Parks, Playgrounds, and Schoolyards with Reclaimed Water" found that there had been no incidences of illness or disease from either microbial pathogens or chemicals, and the risks of using reclaimed water for irrigation are not measurably different from irrigation using potable water.

A water quality study published in 2009 compared the water quality differences of reclaimed/recycled water, surface water, and groundwater. Results indicate that reclaimed water, surface water, and groundwater are more similar than dissimilar with regard to constituents. When

detected, most constituents were in the parts per billion and parts per trillion range. DEET (a bug repellent), and caffeine were found in all water types and virtually in all samples. Triclosan (in anti-bacterial soap & toothpaste) was found in all water types, but detected in higher levels (parts per trillion) in reclaimed water than in surface or groundwater. Very few hormones/steroids were detected in samples, and when detected were at very low levels. Haloacetic acids (a disinfection by-product) were found in all types of samples, even groundwater. The largest difference between reclaimed water and the other waters appears to be that reclaimed water has been disinfected and thus has disinfection by-products (due to chlorine use).

A 2012 study conducted by the National Research Council in the United States of America found that the risk of exposure to certain microbial and chemical contaminants from drinking reclaimed water does not appear to be any higher than the risk experienced in at least some current drinking water treatment systems, and may be orders of magnitude lower.<sup>[38]</sup> This report recommends adjustments to the federal regulatory framework that could enhance public health protection for both planned and unplanned (or de facto) reuse and increase public confidence in water reuse.

## **1.2. History**

From the beginning of the Bronze Age (3200–1100 BC), domestic wastewater (sewage) has been used for irrigation and aquaculture by a number of civilizations including those that developed in China and the Orient, Egypt, the Indus Valley, Mesopotamia, and Crete (Andreas et al. 2018). In historic times (1000 BC), wastewater was disposed or used for irrigation and fertilization purposes by the Greek and later Roman civilizations, especially in areas surrounding important cities (e.g., Athens and Rome). In more recent times, the practice of land application of wastewater for disposal and agricultural use was utilized first in European cities and later in the USA. Today, water reclamation and reuse projects are being planned and implemented throughout the world. Recycled water is now used for almost any purpose including potable use. This paper provides a brief overview of the evolution of water reuse over the last 5,000 years, along with current practice and recommendations for the future. Understanding the practices and solutions of the past, provides a lens with which to view the present and future.

## **1.3. Engineered Wastewater Treatment Systems**

The development of modern methods of sewage treatment can be traced back to the mid nineteenth century in England and Germany. The large population in London and the limited area available for treatment in sewage farms, broad irrigation, or intermittent filtration led to renewed interest in more intensive methods of treatment before discharging the treated effluent to land and hence to freshwater bodies. Methods of treatment that were used included large septic tanks, contact beds, and trickling filters. Where sufficient land was available intermittent sand filters were also used.

## **1.4. Changing Views of Water Reclamation and Reuse**

Many things have changed in the water reclamation and reuse field in the contemporary period (2500 BC - present), but especially so during the last three decades. One of the most relevant

changes is the recognition of the importance of reclaimed water in an integrated water resources management plan. Reclaimed water has become a new, additional, alternative, reliable water supply source right at the doorstep of metropolis for numerous uses in the diverse environment. This approach has even been recognized by the United Nations through the World Water Development Report 2017 (UNESCO, 2017) focusing on wastewater as a resource. Moreover, successful stories on water reuse have expanded the frontier from agricultural and landscape irrigation and restricted urban uses to a variety of uses including potable reuse (Crook, 2010; Mujeriego, 2013; Tchobanoglous et al., 2014).

### **1.5. World Health Organization (WHO)**

The World Health Organization has recognized the following principal driving forces for wastewater reuse:

1. Increasing water scarcity and stress,
2. Increasing populations and related food security issues,
3. Increasing environmental pollution from improper wastewater disposal, and
4. Increasing recognition of the resource value of wastewater, excreta and greywater.

Water recycling and reuse is of increasing importance, not only in arid regions but also in cities and contaminated environments.

Already, the groundwater aquifers that are used by over half of the world population are being over-drafted. Reuse will continue to increase as the world's population becomes increasingly urbanized and concentrated near coastlines, where local freshwater supplies are limited or are available only with large capital expenditure. Large quantities of freshwater can be saved by wastewater reuse and recycling, reducing environmental pollution and improving carbon footprint. Reuse can be an alternative water supply option.

### **1.6. Water Reuse Regulations in the United States**

EPA does not require or restrict any type of reuse. Generally, states maintain primary regulatory authority (i.e., primacy) in allocating and developing water resources. Some states have established programs to specifically address reuse, and some have incorporated water reuse into their existing programs. EPA, states, tribes, and local governments implement programs under the Safe Drinking Water Act and the Clean Water Act to protect the quality of drinking water source waters, community drinking water, and water bodies like rivers and lakes. Together, the Safe Drinking Water Act and the Clean Water Act provide a foundation from which states can enable, regulate, and oversee water reuse as they deem appropriate.

#### **(a). EPA Guidelines**

Water reuse (also commonly known as water recycling or water reclamation) reclaims water from a variety of sources then treat and reuse it for beneficial purposes such as agriculture and irrigation, potable water supplies, groundwater replenishment, industrial processes, and

environmental restoration. Water reuse can provide alternatives to existing water supplies and be used to enhance water security, sustainability, and resilience.

Water reuse can be defined as planned or unplanned. Unplanned water reuse refers to situations in which a source of water is substantially composed of previously-used water. A common example of unplanned water reuse occurs when communities draw their water supplies from rivers, such as the Colorado River and the Mississippi River, that receive treated wastewater discharges from communities upstream.

Planned water reuse refers to water systems designed with the goal of beneficially reusing a recycled water supply. Often, communities will seek to optimize their overall water use by reusing water to the extent possible within the community, before the water is reintroduced to the environment. Examples of planned reuse include agricultural and landscape irrigation, industrial process water, potable water supplies, and groundwater supply management.

## **(b). US Geological Survey (USGS)**

### **(i). What is continuous real-time water quality (RTWQ)**

In the United States, USGS is involved in monitoring the quality of water in streams around the country. Real-time water quality refers to in-stream water-quality measurements done at selected points and made available on the web in real-time. Water-quality measurements are recorded in time intervals as small as 5 minutes to hourly and are often referred to as continuous. These time-dense (continuous) stream data are made available on the Web in near real-time (updated 4-hour intervals or less) (available at <http://waterdata.usgs.gov/nwis>). Providing these data in real-time informs the various users of stream conditions and public safety.

Real-time water quality information is made possible because of improvements in sensor and data recording technology since the first in-stream sensors were developed in the 1950-60s to directly measure or compute concentrations of many water-quality constituents. Sensors that measure water-quality properties or constituent concentrations are available for specific conductance, pH, water temperature, turbidity, dissolved oxygen, and nitrate.

### **(ii). Why continuous and real time?**

Continuous real-time information is a vital asset that helps safeguard lives and property and ensures adequate water resources for a healthy economy. Continuous real-time water-quality data are needed for decisions regarding drinking water, water treatment, regulatory programs, recreation, and public safety. Additionally, increased data-collection frequency provides an improved understanding of factors that affect water quality.

Advances related to monitoring technology are enhancing our understanding of water-quality issues. These advancements include, for example, innovation and new water-quality sensors, monitors (multiple sensors in a single probe), data recorders, and transmission equipment. In-stream water-quality sensors provide continuous measurements (typically, every 5-60 minutes) of water-quality conditions that may vary widely over short periods of time, such as before, during, and after storms or during tidal fluctuations. When these data are available in real time, water

management officials can be notified of these changes and are able to respond by altering treatment or collecting additional data. Additionally, real-time measurements for temperature, conductance, and turbidity can be statistically related to other important properties, such as indicator bacteria that are more costly and difficult to monitor and analyze. Continued development, testing, and deployment of a new generation of real-time sensors for water quality have the potential to greatly increase the level of information available.

## **2. Objectives**

Overall objective is to investigate to identify the electrical parameter to monitor the algae, bacteria and clay contaminated water in the field. The specific objectives are as follows:

- (1). Identify the critical electrical parameters to monitor the algae contaminated water (waste water) that can be easily adopted in the field.
- (2). Identify the critical electrical parameters to monitor the algae the bacteria contaminated water (waste water) that can be easily adopted in the field.
- (3). Identify the critical electrical parameters to monitor the two types of clay contaminated water (waste water) that can be easily adopted in the field.

## **3. Literature review**

### **3.1. Sources of Wastewaters**

There are many sources of water for potential reuse that include municipal wastewater, industry processes and cooling water, storm water, agriculture runoff and return flows, and produced water from natural resource including oil extraction activities. Also another area is in chemical industries and also hydraulic fracking. These sources of water must be adequately treated to meet “fit-for-purpose specifications” for a particular next use.

### **3.2. Reuse**

Recycled wastewater can be used in multiple applications. Fit-for-purpose specification are the treatment requirements to bring water from a particular source to the quality needed, to ensure public health, environmental protection, or specific user needs.

#### **(a). Environmental restorations**

The use of reclaimed water to create, enhance, sustain, or augment water bodies including wetlands, aquatic habitats, or stream flow is called "environmental reuse". For example, constructed wetlands fed by wastewater provide both wastewater treatment and habitats for flora and fauna.

#### **(b). Groundwater recharge**

It includes aquifer recharge for drinking water use; Augmentation of surface drinking water supplies; Treatment until drinking water quality.

#### **(c). Agriculture**

There are benefits of using recycled water for irrigation, including the lower cost compared to some other sources and consistency of supply regardless of season, climatic conditions and

associated water restrictions. When reclaimed water is used for irrigation in agriculture, the nutrient (nitrogen and phosphorus) content of the treated wastewater has the benefit of acting as a fertilizer. This can make the reuse of excreta contained in sewage attractive.

The irrigation water can be used in different ways on different crops:

- Food crops to be eaten raw: crops which are intended for human consumption to be eaten raw or unprocessed.
- Processed food crops: crops which are intended for human consumption not to be eaten raw but after treatment process (i.e. cooked, industrially processed).
- Non-food crops: crops which are not intended for human consumption (e.g. pastures, forage, fiber, ornamental, seed, forest and turf crops).<sup>[21]</sup>

There can be significant health hazards related to using untreated wastewater in agriculture. Wastewater from cities can contain a mixture of chemical and biological pollutants

**(d). Potable**

Perhaps the most important future trend in the field of water reuse, especially in large metropolitan areas, is potable reuse (PR). As the name implies, PR involves the reuse of wastewater for human consumption following various treatment interventions. It should be noted that the US EPA acknowledged the importance of and highlighted the increased interest in pursuing potable water reuse, in its recently issued 2017 Potable Reuse Compendium (US EPA and CDM Smith, 2017) as a supplement the previously published Guidelines for Water Reuse (US EPA/USAID, 1992; US EPA, 2004, 2012). There are two types of planned PR: (a) indirect potable reuse (IPR), and (b) direct potable reuse (DPR).

**(e). Irrigation**

Irrigation of public parks, sporting facilities, private gardens, roadsides; Street cleaning; Fire protection systems; Vehicle washing; Toilet flushing; Air conditioners; Dust control.

**(f). Commercial**

Irrigation of public parks, sporting facilities, private gardens, roadsides; Street cleaning; Fire protection systems; Vehicle washing; Toilet flushing; Air conditioners; Dust control.

**(g). Domestic**

Can be used for Vehicle washing; Toilet flushing; Air conditioners and as external coolants.

**(h). Industrial (Chemical and Petroleum)**

There are multiple applications such as Processing water; Cooling water; Recirculating cooling towers; Wash-down water; Washing aggregate; Making concrete; Soil compaction; Dust control.

This will also include the oil and gas industries where recycled water is used for hydraulic fracking and also extracting oil from formations.

**4. New Technology**  
**Real-Time Monitoring**  
**Point-to- point versus Along the Length Monitoring**



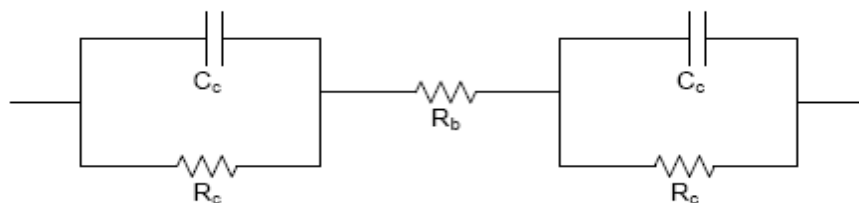
**Figure 1 Schematic of Monitoring (a) Point-to-Point and (b) Along the Length**

Current monitoring by the USGS is done point-to-point along the pipeline. There could be accumulation of contaminants around the measuring probes, Also there could be fungus growth around the probes. Also in addition to the water quality, the pipeline infrastructure also needs to be monitored. New two probe real-time monitoring technology has been developed to that can be used to monitor the not only the water quality along the length also the changes in the measuring probes and also the condition including corrosion along the pipelines.

**Vipulanandan Impedance Model**

**Equivalent Circuits**

Identification of the most appropriate equivalent circuit to represent the electrical properties of the waste waters are essential to further understand its properties and also to measure the wastewater quality in pipes, storage facilities and treatment processes. In this study, an equivalent circuit to represent the wastewater was required for better characterization through the analyses of the Impedance Spectroscopy (IS) data. There were many difficulties associated with choosing a correct equivalent circuit. It was necessary somehow to make a link between the different elements in the circuit and the different regions in the impedance data of the corresponding sample. Given the difficulties and uncertainties, researchers tend to use a pragmatic approach and adopt a circuit which they believe to be most appropriate from their knowledge of the expected behavior of the material under study and demonstrate that the results are consistent with the circuit used.



**Figure 2. Equivalent Circuit for the Two-Probe CASE-2**

In the equivalent circuit for CASE-2 in Figure 2,  $R_b$  is the resistance of the bulk material and in this case the wastewater. The  $R_c$  and  $C_c$  are the resistance and capacitance of the two wires used for the measurement of waste waters. Both contacts are represented with the same resistance ( $R_c$ ) and

capacitance ( $C_c$ ) if they are identical and if not they will be different. The total impedance of the equivalent circuit for CASE-2 ( $Z_2$ ) is as follows:

$$Z_2(\sigma) = R_b(\sigma) + \frac{2R_c(\sigma)}{1 + \omega^2 R_c^2 C_c^2} - j \frac{2\omega R_c^2 C_c(\sigma)}{1 + \omega^2 R_c^2 C_c^2} \tag{1}$$

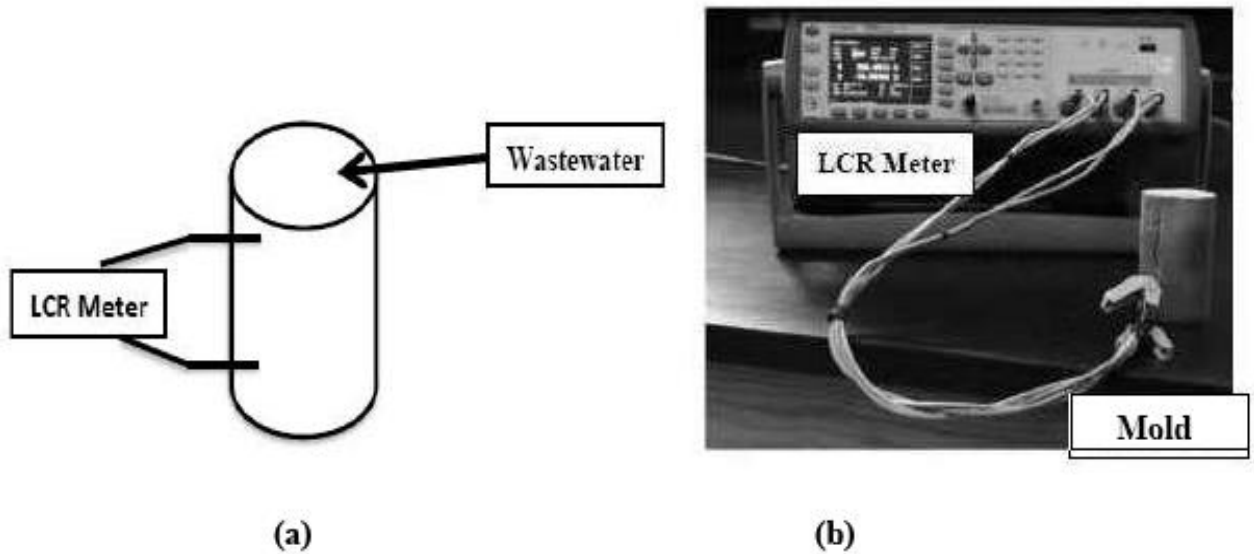
$$= R_2 + j X_2 \tag{2}$$

The term  $R_2$  in Eqn. (2) represents the real part of the impedance ( $Z_{real}$  of  $Z_2$ ) and  $X_2$  represents the imaginary part of the impedance ( $Z_2$ ). When the frequency of the applied signal was very low,  $\omega \rightarrow 0$ ,  $Z_2 = R_2 = R_b + 2R_c$ , and when it is very high,  $\omega \rightarrow \infty$ ,  $Z_2 = R_2 = R_b$  and  $X_2$  will be equal to zero (Vipulanandan- U.S. Patent 2020) . In CASE-2, if the impedance is measured at very high frequency it will measure the resistance ( $R_b$ ) of the wastewater and eliminates the effects of the contacts and also it is frequency independent. Hence it is important to verify the CASE for wastewaters by performing tests.

**Testing**

**Wastewater Characterization**

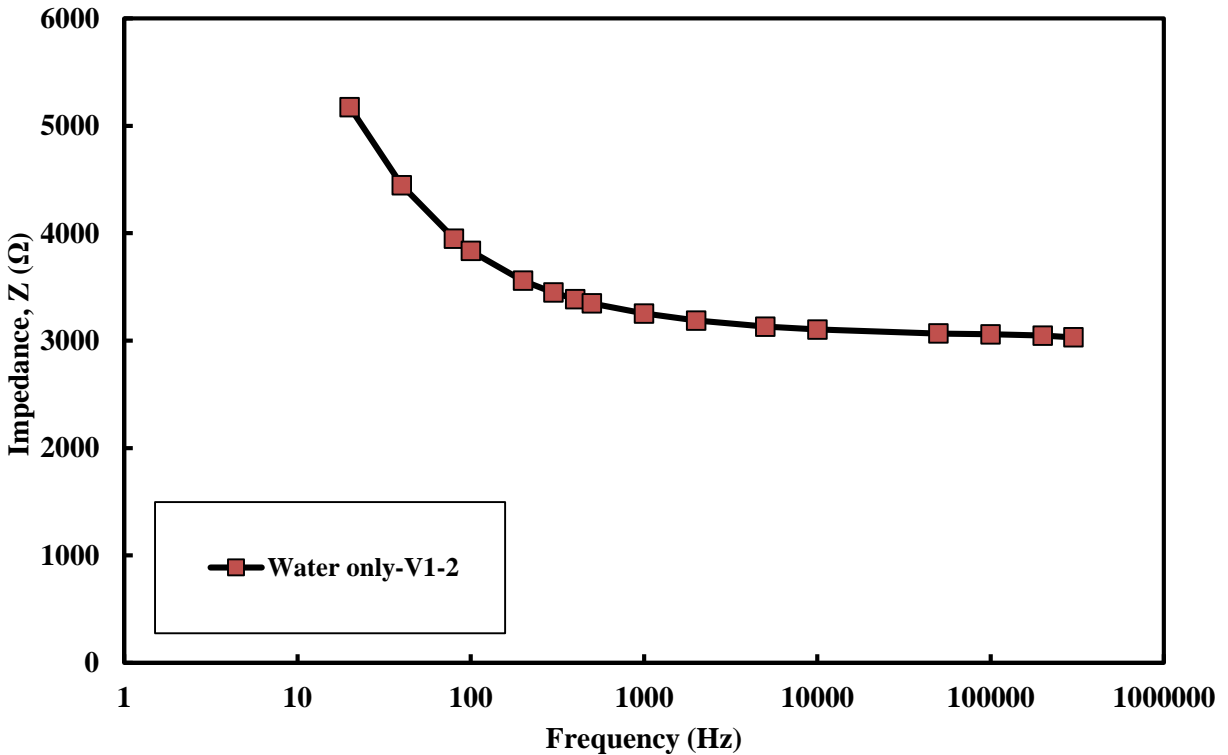
In order to characterize the wastewater, cylindrical molds of 4” height and 2” in diameter were with the two probed inserted into the mold as shown in Figur 3(a). The probes were connected to the LCR to measure the impedance with frequency varying from 20 Hz to 300 kHz as shown in Figure 3(b). At least three samples were tested under each condition.



**Figure 3 Characterizing of wastewaters (a) Instrumented mold and (b) Connected to the LCR meter.**

**(a). Pure water**

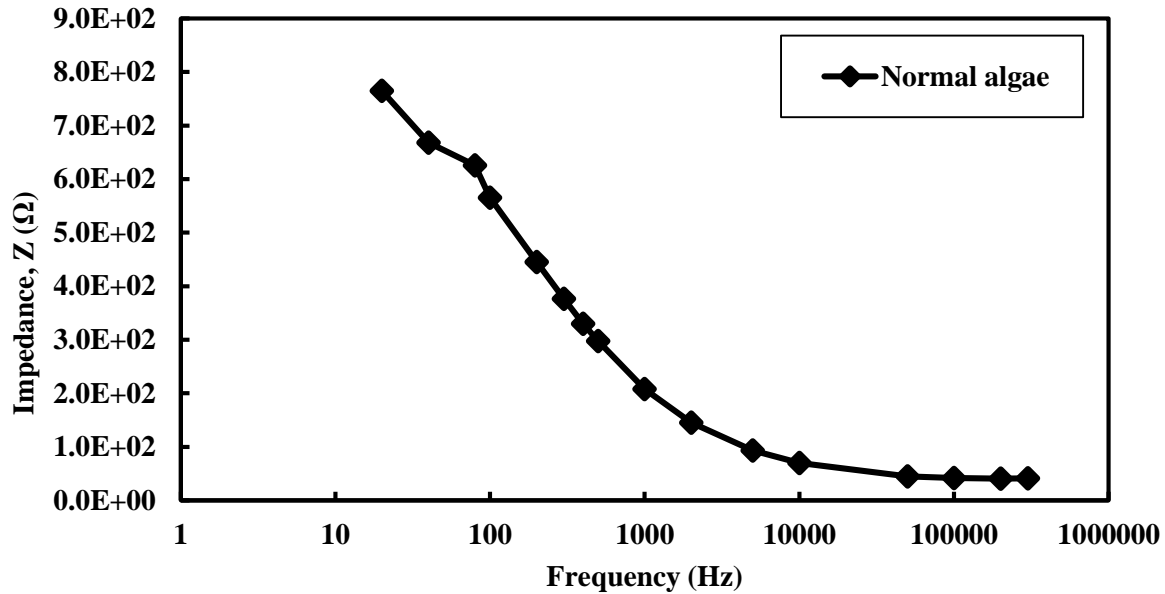
The typical impedance-frequency response of pure water is shown in Figure 4. The frequency was varied from 20 Hz to 300 kHz in this testing (Vipulanandan 2020, 2021). With higher frequencies the impedance reaches a limiting value, representing the CASE-2. Vipulanandan Impedance model was used to predict the experimental results. Also the resistance at 300 kHz was 3031  $\Omega$ .



**Figure 4. Typical Impedance-Frequency Response of Pure Water**

**(b). Waste water with 5% normal algae (*Micractinium pusillum*) (organic with life)**

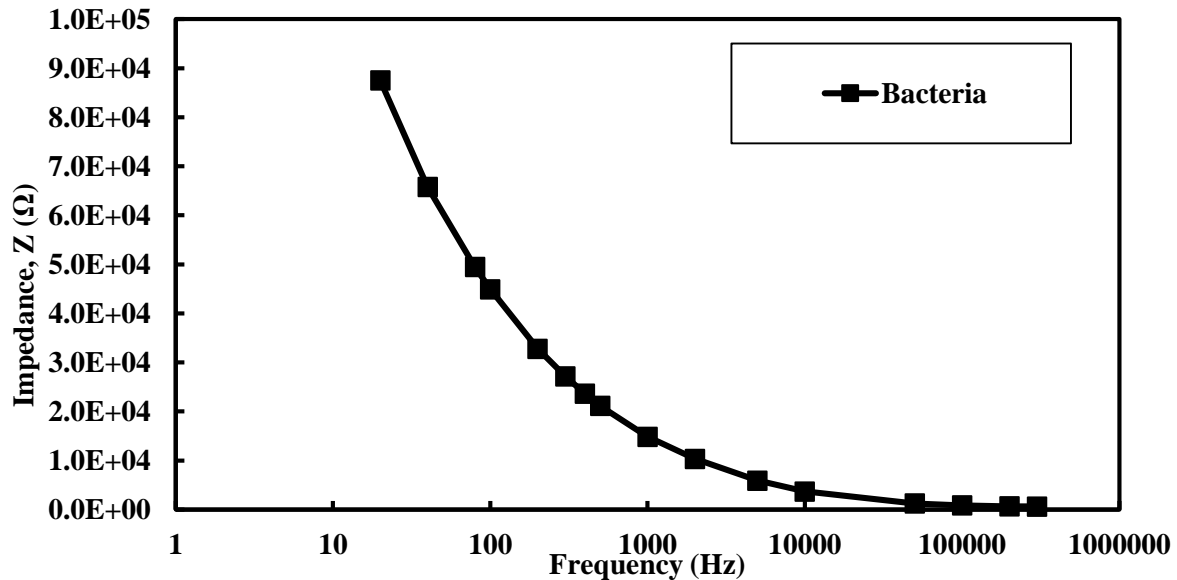
It is important to determine the critical electrical property to monitor the algae contaminated waste waters. Using the LCR meter with the two probes placed vertically at 2 inches part (Figure 3(a)) was used to monitor the waste water with 2% normal algae used in this study. The impedance frequency response is shown in Figure 5, and it clearly indicated CASE 2 as observed for the pure water. Also the resistance at 300 kHz was about 41  $\Omega$ , 1.35% of pure water which is much lower than the pure water.



**Figure 5. Impedance – Frequency Responses of Wastewaters with 2%Algae**

**(c). Waste water with 5% bacteria (*Serratia* organisms) (organic with life)**

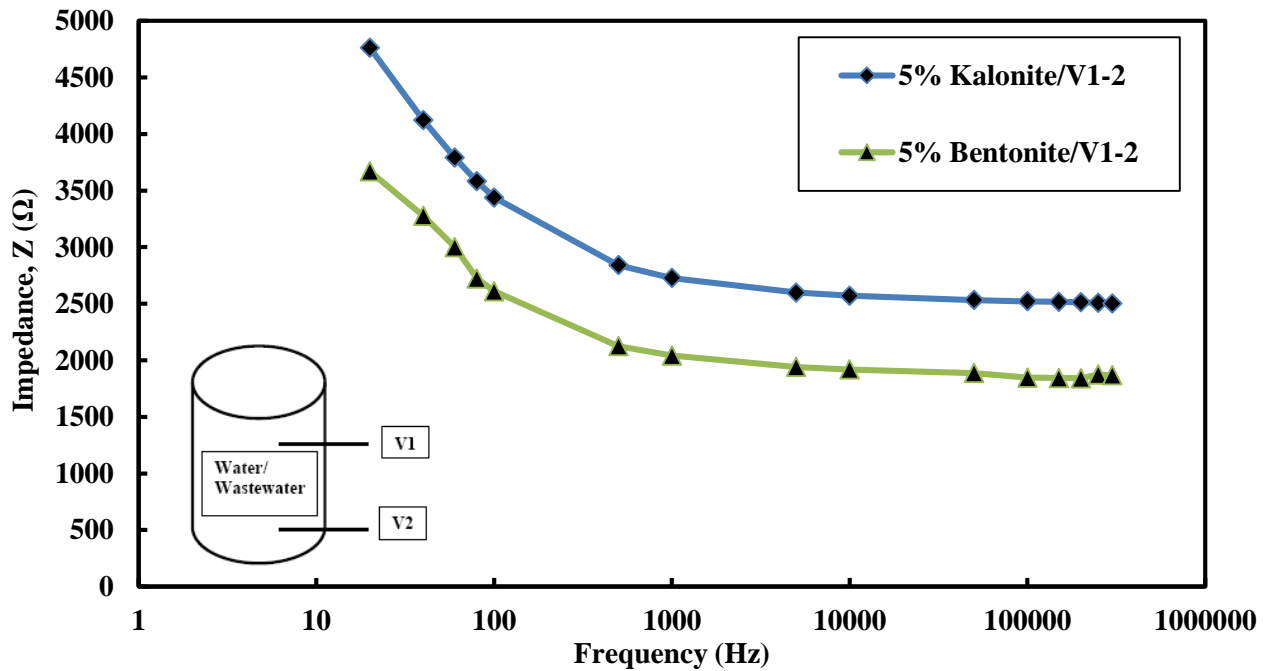
All types of bacteria can contaminate the waste waters and it is important to determine the critical electrical property to monitor the waste waters. Using the LCR meter with the two probes placed vertically at 2 inches part (Figure 3(a)) was used to monitor the waste water with 2% bacteria used in this study. The impedance frequency response is shown in Figure 6, and it clearly indicated CASE 2 as observed for the pure water. Also the resistance at 300 kHz was 640 Ω, lower than pure water but higher than algae contaminated wastewater.



**Figure 6. Impedance – Frequency Responses of Wastewaters with 2% Bacteria**

**(d). Waste water with 5% Clay (inorganic)**

The test results of the wastewaters with 5% suspended clays (kaolinite and bentonite) tested in this study is shown in Figure 7. The equivalent electrical circuit is shown in Figure 2, which includes the two contacts and the bulk material (water or wastewater). This is also referred as CASE 2 in the literature. The resistances at 300 kHz for the wastewater with 5% kaolinite and 5% bentonite were 2500 Ω and 1870 Ω respectively. The resistance is lower than the pure water but much higher than the bacteria and algae contaminated waste waters. This also shows the sensitivity of the resistance and resistivity with the type of contaminations.



**Figure 7. Impedance – Frequency Responses of Water and Wastewaters with 5% Clay**

**Resistance (Volume Measurement)**

The new two probe method was used to measure the resistance of the water between the two probes. It has been proven from experiments that contamination can change the resistance ( $\Delta R$ ) to the initial resistance ( $R_o$ ) is equal to the resistivity change ( $\Delta\rho$ ) due to contamination to the initial resistivity ( $\rho_o$ ) (Vipulanandan 2021).

$$\frac{\Delta R}{R_o} = \frac{\Delta\rho}{\rho_o} \tag{3}$$

It should be noted that the resistivity is a material property, hence resistivity will represent the pure water and all types of contaminated waters.

## 5. Conclusions

In order to identify the field monitoring electrical parameter for pure water and also contaminated waters the two probe method with alternative current (AC) was used. Based on this study following conclusions are advanced:

- (1). Charactering the pure water using the Vipulanandan Impedance Model, the resistivity and resistance were identified as the critical electrical parameters to real-time monitor in the field.
- (2). Charactering the water contaminated with the bacteria, algae and clays the resistivity and resistance were identified as the critical electrical parameters to real-time monitor in the field. This can also help with the monitoring of the treatment processes.

## 6. Acknowledgement

The study on developing microbial fuel cells to treat and recycle wastewater with real-time monitoring has been funded by the Texas Hazardous Waste Research Center (THWRC). Sponsors are not responsible for the conclusions in this study.

## 7. References

- [1] Andreas N. Angelakis, Takashi Asano, Akissa Bahri, Blanca E. Jimenez and George Tchobanoglous (2018), “Water Reuse: From Ancient to Modern Times and the Future”, *Frontiers in Environmental Science*.
- [2] Liu, J. and Vipulanandan, C.(2017) “Effects of Fe, Ni and Fe/Ni Metallic Nanoparticles on Power Production and Biosurfactant Production from Used Vegetable Oil in the Anode Chamber of a Microbial Fuel Cell,” *Waste Management*, Vol. 66, pp. 169-177.
- [3] Liu, J., Vipulanandan, C. and Ming, Y. (2019) “Biosurfactant Production from Used Vegetable Oil in the Anode Chamber of a Microbial Electro-synthesizing Fuel Cell,” *Waste and Biomass Valorization*, Vol. 10, pp. 2925-2931.
- [4] Tchobanoglous, G. (2012). “New directions for wastewater treatment in the 21st century,” in *Flotation 2012 Proceedings 6th International Conference on Flotation for Water and Wastewater Systems* (New York, NY: International Water Association).
- [5] Tchobanoglous, G. (2017). “Wastewater management in the 21st century: challenges, trends, and future opportunities,” in *Presented at the 6th CEMEPE/SECOTOX Conference*, June 25–30, 2017 (Thessaloniki).
- [6] Tchobanoglous, G., Cotruvo, J., Crook, J., McDonald, E., Olivieri, A., Salveson, A., et al. (2015). *Framework for Direct Potable Reuse*. Alexandria, VA: WateReuse Research Foundation; American Water Works Association; Water Environment.
- [7] Tchobanoglous, G., Stensel, H. D., Tsuchihashi, R., and Burton, F. (2014). *Wastewater Engineering: Treatment and Resources Recovery*, 5th Edn. New York, NY: McGraw-Hill

- [8] UNESCO (2017). UN World Water Development Report, Wastewater: The Untapped Resource. Paris: Water Assessment Program (WWAP), UN Educational, Scientific and Cultural Organization. Available online at: <http://www.unesco.org/new/en/natural-sciences/environment/water/wwap/wwdr/2017-wastewater-the-untapped-resource/>
- [9] US AID (2008). Water Reuse for Industry, Agriculture and Landscaping (RIAL) Project, Task 1: Reuse Reclaimed Water in Irrigation for Both Agriculture and Landscaping. Jordan: US AID.
- [10] US EPA (2004). Guidelines for Water Reuse, EPA 625/R-04/108, EPA. Washington, DC: US EPA.
- [11] US EPA (2012). Guidelines for Water Reuse. EPA/600/R-12/618. Washington, DC: US EPA.
- [12] US EPA and CDM Smith (2017). Potable Reuse Compendium. Washington, DC: EPA Office of Water.
- [13] US EPA/USAID (1992). Guidelines for Water Reuse. Washington, DC: US. EPA, Office of Wastewater Enforcement and Compliance Aquaculture, EPA.
- [14] Vipulanandan, C. (U.S. Patent 2020) U.S. Patent: “Rapid Detection and Quantification of Surface and Bulk Corrosion and Erosion in Metallic and Non-Metallic Materials with Integrated Monitoring System” Inventor: C. Vipulanandan, Number 10,690,586 Awarded on June 23, 2020.
- [15] Vipulanandan, C. (2021) Smart Cement: Development, Testing, Modelling and Real-Time Monitoring, Taylor and Francis, CRC Press, pp. 440.
- [16] Vipulanandan, C. (2021) “Critical Issues Related to Recycling of Waste Waters for Multiple Applications” Proceedings, CIGMAT-2021 Conference (<http://cigmat.cive.edu>).
- [17] WHO (2004). Guideline for Drinking-Water Quality, 3rd Edn. Geneva: World Health Organization.
- [18] WHO (2006). WHO Guidelines for the Safe Use of Wastewater, Excreta and Greywater, Vol. 3 Wastewater Use in Agriculture, 3rd Edn. Geneva: World Health Organization.
- [19] WHO (2017). Potable Reuse: Guidance for Producing Safe Drinking Water. Geneva: World Health Organization.